

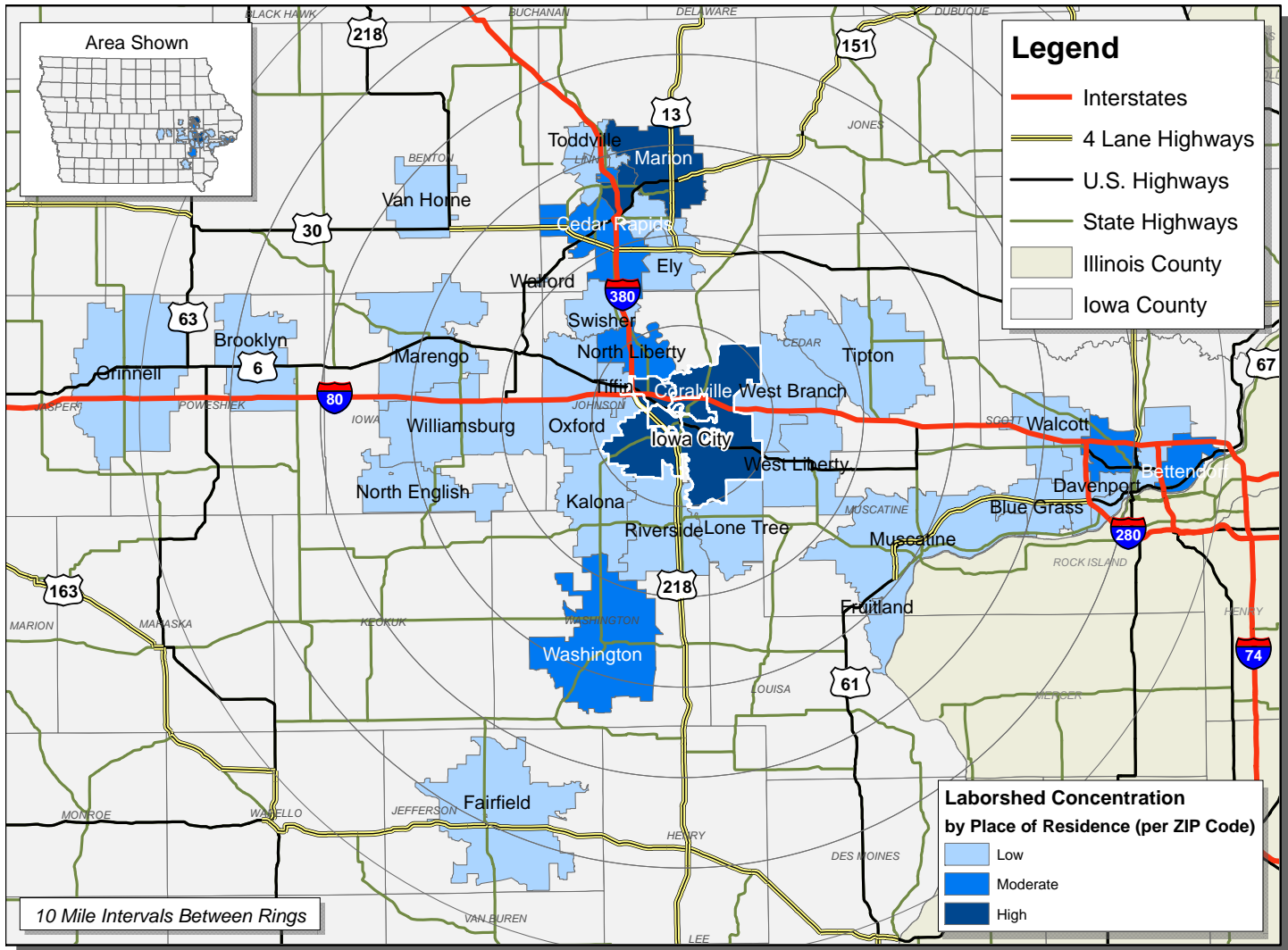
LABOR CHARACTERISTICS

FINANCIAL SERVICES

IOWA CITY, IOWA LABORSHED AREA



**CONCENTRATION OF RESPONDENTS WITHIN THE LABORSHED AREA
WITH TRANSFERABLE EXPERIENCE/SKILLS BY PLACE OF RESIDENCE**



Workers who have transferable experience/skills in the industry are currently commuting an average of 11 miles one way for work. Those who are likely to change/accept employment are willing to commute an average of 24 miles one way for the right employment opportunity.

FOR MORE INFORMATION REGARDING THE IOWA CITY AREA LABORSHED, CONTACT:



Iowa City Area Development Group
316 E Court Street
Iowa City, IA 52240
Phone: 319-354-3933
Fax: 641-792-5783
E-mail: DaLayne Williamson, dwilliamson@icadgroup.com
E-mail: Mark Nolte, molte@icadgroup.com
www.icadgroup.com

LABOR CHARACTERISTICS



FINANCIAL SERVICES

ESTIMATED AVAILABLE LABOR PER OCCUPATIONAL CATEGORY:

BUSINESS AND FINANCIAL OPERATIONS:

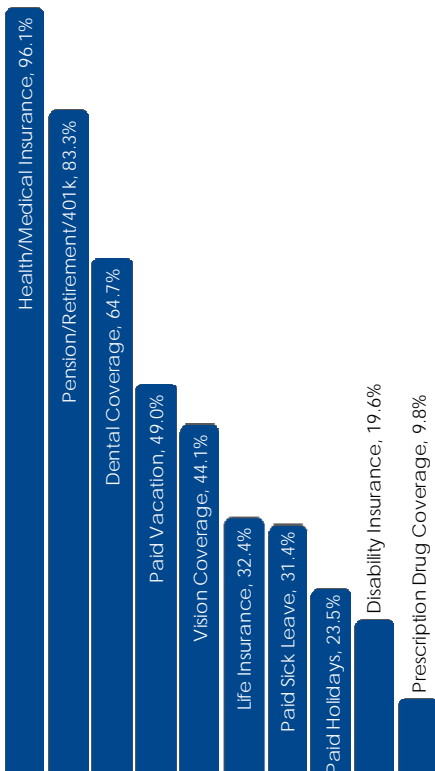
- Chief Executives - 5,004
- Managers - 10,008
- Supervisors - 626
- Accountants & Auditors - 1,251
- Bill & Account Collectors - 1,248
- Bookkeeping, Accounting, & Auditing Clerks - 5,002
- Business Operations Specialists - 7,506
- Clerks - 5,003
- Cost Estimators - 1,250
- Customer Service Representatives - 4,378
- Data Entry Keyers - 623
- Employment Specialists - 1,253
- Financial Analysts - 3,128
- Financial Examiners - 630
- Human Resources Assistants - 633
- Insurance Sales Agents - 1,247
- Lawyers - 3,752
- Loan Officers - 1,252
- Management Analysts & Marketing Specialists - 622
- Market Research Analysts & Marketing Specialists - 625
- Meeting & Convention Planners - 620
- Office Support Workers - 3,126
- Paralegals & Legal Assistants - 1,249
- Real Estate Sales Agents - 632
- Receptionists & Secretaries - 10,009
- Tellers - 627
- Training & Development Specialists - 619

COMPUTER:

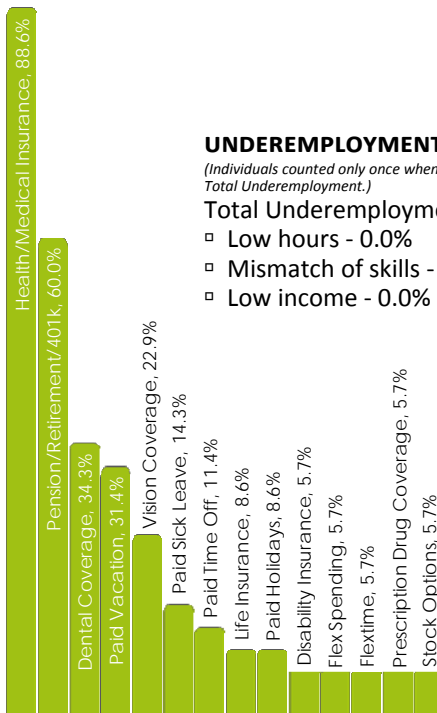
- Computer Occupations, All Other - 1,876
- Computer Network Support Specialists - 631
- Computer Systems Analysts - 629
- Computer User Support Specialists - 624
- Database Administrators - 621
- Information Security Analysts - 634
- Network & Computer Systems Administrators - 628
- Software Developers, Applications - 3,127
- Software Developers, Systems Software - 1,875

AN ESTIMATED TOTAL OF **82,568** PEOPLE IN THE LABORSHED

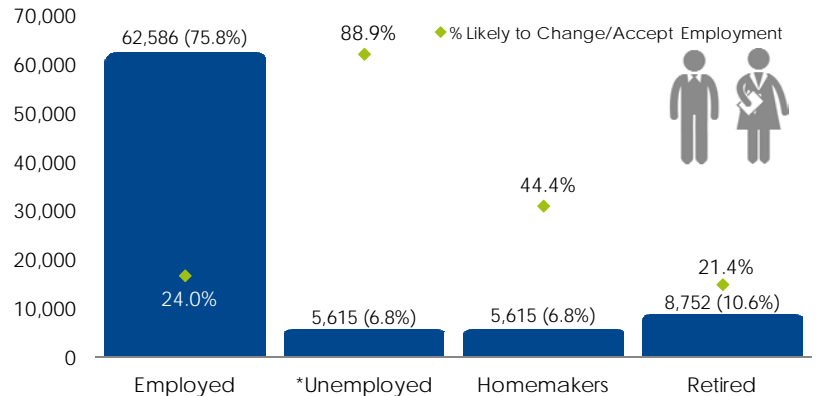
CURRENT BENEFITS:



DESIRED BENEFITS:



ESTIMATED TOTAL BY EMPLOYMENT STATUS (PERCENTAGE):



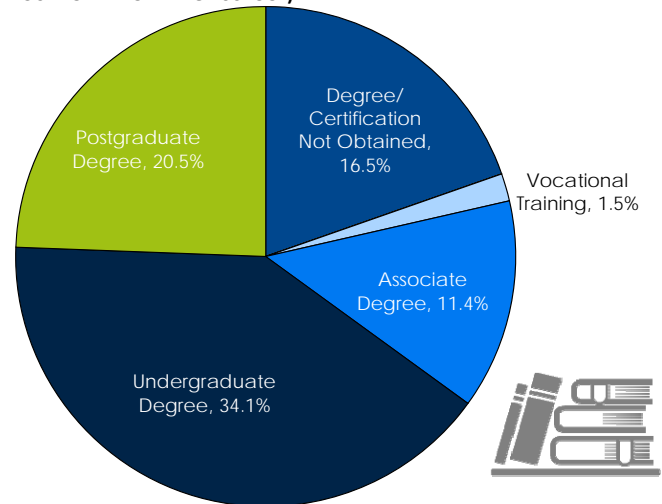
*Employment status is self-identified by the survey respondent. The unemployment percentage does not reflect the unemployment rate published by the U.S. Bureau of Labor Statistics, which applies a stricter definition.

EMPLOYMENT STATS:

- 59.8% paid an annual salary
- 84.0% are/were employed full-time
- 7.6% are/were employed part-time
- 7.6% are/were self-employed
- 7.0% hold two or more jobs
- Currently working an average of 43 hours/week

EDUCATIONAL LEVEL:

(84.0% HAVE AN EDUCATION BEYOND HIGH SCHOOL)



UNDEREMPLOYMENT (ESTIMATED):

(Individuals counted only once when estimating Total Underemployment.)

Total Underemployment - 1.5% (376)

- Low hours - 0.0%
- Mismatch of skills - 1.5% (376)
- Low income - 0.0%

TOP JOB SEARCH RESOURCES:

(For those seeking employment opportunities, by use.)

- Internet - 78.9%
 - www.monster.com
 - www.corridorcareers.com
- Networking through friends, family or acquaintances - 26.0%
- Local/Regional Newspapers - 21.1%
 - *The Gazette* - Cedar Rapids
 - *Iowa City Press Citizen*
- IowaWORKS Centers - 12.2%

WORKPLACE FLEXIBILITY:

(by percent of interest)

- Job teams - 75.0%
- Cross-training - 72.5%
- Job sharing - 50.0%
- Varied shifts - 30.0%
- Temporary work - 35.9%
- Seasonal work - 30.8%



LABOR CHARACTERISTICS - WAGES



FINANCIAL SERVICES

OCCUPATION	OCCUPATIONAL CODE	MEAN WAGE	ENTRY WAGE	EXPERIENCED WAGE	MEDIAN WAGE	MEAN ANNUAL SALARY
Accountants and Auditors	13-2011	\$ 29.18	\$ 19.66	\$ 33.94	\$ 26.93	\$ 60,701
Actuaries	15-2011	\$ 45.54	\$ 27.07	\$ 54.77	\$ 43.02	\$ 94,719
Appraisers and Assessors of Real Estate	13-2021	\$ 37.33	\$ 20.22	\$ 45.89	\$ 30.36	\$ 77,655
Bill and Account Collectors	43-3011	\$ 17.27	\$ 12.54	\$ 19.64	\$ 16.42	\$ 35,931
Billing and Posting Clerks and Machine Operators	43-3021	\$ 17.58	\$ 13.07	\$ 19.84	\$ 16.70	\$ 36,576
Bookkeeping, Accounting, and Auditing Clerks	43-3031	\$ 15.81	\$ 10.25	\$ 18.59	\$ 15.40	\$ 32,876
Budget Analysts	13-2031	\$ 30.76	\$ 24.06	\$ 34.10	\$ 30.08	\$ 63,973
Business Operations Specialists, All Other	13-1199	\$ 28.13	\$ 17.70	\$ 33.35	\$ 27.52	\$ 58,511
Chief Executives	11-1011	\$ 83.85	\$ 38.86	\$ 106.35	\$ 77.74	\$ 174,418
Claims Adjusters, Examiners, and Investigators	13-1031	\$ 27.01	\$ 18.57	\$ 31.22	\$ 26.25	\$ 56,172
Compensation and Benefits Managers	11-3111	\$ 44.82	\$ 27.54	\$ 53.46	\$ 40.16	\$ 93,229
Compensation, Benefits, and Job Analysis Specialists	13-1141	\$ 29.12	\$ 19.92	\$ 33.72	\$ 26.79	\$ 60,578
Compliance Officers, Except Agriculture, Construction, Health and Safety, and Transportation	13-1041	\$ 29.51	\$ 21.56	\$ 33.48	\$ 28.21	\$ 61,382
Computer Network Support Specialists	15-1152	\$ 25.08	\$ 18.22	\$ 28.51	\$ 23.97	\$ 52,163
Computer Occupations, All Other	15-1199	\$ 32.00	\$ 19.10	\$ 38.45	\$ 31.70	\$ 66,564
Computer Systems Analysts	15-1121	\$ 37.24	\$ 25.80	\$ 42.96	\$ 36.03	\$ 77,460
Computer User Support Specialists	15-1151	\$ 20.74	\$ 14.31	\$ 23.95	\$ 20.73	\$ 43,131
Cost Estimators	13-1051	\$ 28.92	\$ 18.43	\$ 34.17	\$ 27.88	\$ 60,161
Credit Analysts	13-2041	\$ 28.41	\$ 19.11	\$ 33.05	\$ 24.64	\$ 59,083
Credit Authorizers, Checkers, and Clerks	43-4041	\$ 16.35	\$ 12.64	\$ 18.21	\$ 14.74	\$ 34,010
Credit Counselors	13-2071	\$ 19.69	\$ 15.66	\$ 21.70	\$ 18.24	\$ 40,953
Customer Service Representatives	43-4051	\$ 14.04	\$ 9.22	\$ 16.45	\$ 13.47	\$ 29,203
Data Entry Keyers	43-9021	\$ 14.04	\$ 10.48	\$ 15.82	\$ 13.85	\$ 29,198
Database Administrators	15-1141	\$ 34.11	\$ 22.02	\$ 40.15	\$ 34.99	\$ 70,945
Executive Secretaries and Executive Administrative Assistants	43-6011	\$ 21.32	\$ 15.20	\$ 24.38	\$ 21.07	\$ 44,351
Financial Analysts	13-2051	\$ 34.91	\$ 23.77	\$ 40.49	\$ 34.03	\$ 72,621
Financial Examiners	13-2061	\$ 30.69	\$ 18.38	\$ 36.84	\$ 26.51	\$ 63,826
Financial Managers	11-3031	\$ 53.12	\$ 31.25	\$ 64.06	\$ 48.57	\$ 110,487
Financial Specialists, All Other	13-2099	\$ 28.93	\$ 17.17	\$ 34.80	\$ 28.33	\$ 60,166
First-Line Supervisors of Office and Administrative Support Workers	43-1011	\$ 22.33	\$ 14.67	\$ 26.16	\$ 20.87	\$ 46,445
Fundraisers	13-1131	\$ 27.15	\$ 15.64	\$ 32.91	\$ 23.60	\$ 56,480
Human Resources Assistants, Except Payroll and Timekeeping	43-4161	\$ 17.98	\$ 12.35	\$ 20.79	\$ 17.74	\$ 37,390
Human Resources Managers	11-3121	\$ 45.07	\$ 27.96	\$ 53.62	\$ 41.74	\$ 93,738
Human Resources Specialists	13-1071	\$ 24.24	\$ 16.36	\$ 28.18	\$ 23.83	\$ 50,423
Information Security Analysts	15-1122	\$ 37.60	\$ 27.05	\$ 42.87	\$ 37.06	\$ 78,207
Insurance Claims and Policy Processing Clerks	43-9041	\$ 16.52	\$ 12.95	\$ 18.31	\$ 15.02	\$ 34,364
Insurance Sales Agents	41-3021	\$ 28.52	\$ 12.23	\$ 36.66	\$ 21.68	\$ 59,317
Insurance Underwriters	13-2053	\$ 28.45	\$ 19.89	\$ 32.72	\$ 27.17	\$ 59,172
Lawyers	23-1011	\$ 50.82	\$ 26.50	\$ 62.98	\$ 40.50	\$ 105,704
Loan Interviewers and Clerks	43-4131	\$ 17.33	\$ 13.69	\$ 19.15	\$ 17.04	\$ 36,041
Loan Officers	13-2072	\$ 34.06	\$ 19.54	\$ 41.32	\$ 32.40	\$ 70,839
Management Analysts	13-1111	\$ 39.12	\$ 22.55	\$ 47.41	\$ 33.27	\$ 81,373
Managers, All Other	11-9199	\$ 39.56	\$ 24.01	\$ 47.34	\$ 36.17	\$ 82,292
Market Research Analysts and Marketing Specialists	13-1161	\$ 24.37	\$ 15.30	\$ 28.90	\$ 22.69	\$ 50,686
Meeting, Convention, and Event Planners	13-1121	\$ 20.63	\$ 13.25	\$ 24.32	\$ 18.97	\$ 42,919
Network and Computer Systems Administrators	15-1142	\$ 32.01	\$ 23.37	\$ 36.34	\$ 31.22	\$ 66,590
New Accounts Clerks	43-4141	\$ 16.52	\$ 14.23	\$ 17.67	\$ 16.53	\$ 34,368
Office and Administrative Support Workers, All Other	43-9199	\$ 16.85	\$ 10.44	\$ 20.06	\$ 16.33	\$ 35,054
Office Clerks, General	43-9061	\$ 15.71	\$ 10.37	\$ 18.38	\$ 15.23	\$ 32,674
Paralegals and Legal Assistants	23-2011	\$ 20.29	\$ 15.00	\$ 22.93	\$ 19.67	\$ 42,203
Personal Financial Advisors	13-2052	\$ 46.53	\$ 21.62	\$ 58.98	\$ 33.98	\$ 96,777
Purchasing Agents, Except Wholesale, Retail, and Farm Products	13-1023	\$ 28.15	\$ 18.23	\$ 33.12	\$ 27.46	\$ 58,559
Real Estate Sales Agents	41-9022	\$ 20.67	\$ 10.11	\$ 25.95	\$ 14.47	\$ 42,996
Receptionists and Information Clerks	43-4171	\$ 12.72	\$ 9.53	\$ 14.32	\$ 12.19	\$ 26,463
Secretaries and Administrative Assistants, Except Legal, Medical, and Executive	43-6014	\$ 15.48	\$ 10.62	\$ 17.92	\$ 14.98	\$ 32,207
Securities, Commodities, and Financial Services Sales Agents	41-3031	\$ 39.60	\$ 14.02	\$ 52.39	\$ 21.80	\$ 82,374
Software Developers, Applications	15-1132	\$ 37.42	\$ 29.08	\$ 41.59	\$ 36.53	\$ 77,829
Software Developers, Systems Software	15-1133	\$ 41.05	\$ 31.95	\$ 45.60	\$ 40.08	\$ 85,382
Tax Examiners and Collectors, and Revenue Agents	13-2081	\$ 36.94	\$ 28.42	\$ 41.20	\$ 34.15	\$ 76,833
Tax Preparers	13-2082	\$ 16.16	\$ 10.59	\$ 18.95	\$ 15.13	\$ 33,615
Tellers	43-3071	\$ 12.31	\$ 10.34	\$ 13.30	\$ 12.06	\$ 25,614
Title Examiners, Abstractors, and Searchers	23-2093	\$ 18.96	\$ 13.52	\$ 21.68	\$ 19.35	\$ 39,440
Training and Development Specialists	13-1151	\$ 27.23	\$ 16.93	\$ 32.38	\$ 26.35	\$ 56,640

The 2014 Iowa Wage data for the Iowa City Laborshed area was produced by the Labor Force & Occupational Analysis Bureau to provide communities local information on wages by occupation. The source of the wage and employment data is based on the May 2013 OES estimates. Additional occupational wage and employment data can be found at <http://iwin.iwd.state.ia.us/iowa/OlmisZine>.

Balance of data compiled by Iowa Workforce Development using Laborshed data released in 2015.